
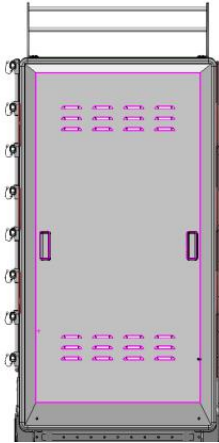


# Wi-Fi Antenna Installation Instruction For Elite Basketball


Before processing the following steps, assure you have the following kits.



1. Power off the machine. Remove the holder.



2. Route the Connector to the Monitor back side through the hole. Connect Connector to the Mainboard as shown below.



## Wi-Fi Antenna Installation Instruction For Elite Basketball

3. Connect Connector to the Antenna. Place Antenna to the Ball track bottom side plate.

