




Instruction to convert Ticket Dome 110V to 220V

Step1 : Please open the service door between yellow and red players.




Switch the power supply from 110V to 230V, all 3 of them.




Step 2 : Open the service door between purple and blue players, then replace the 110V motor with a 220V one



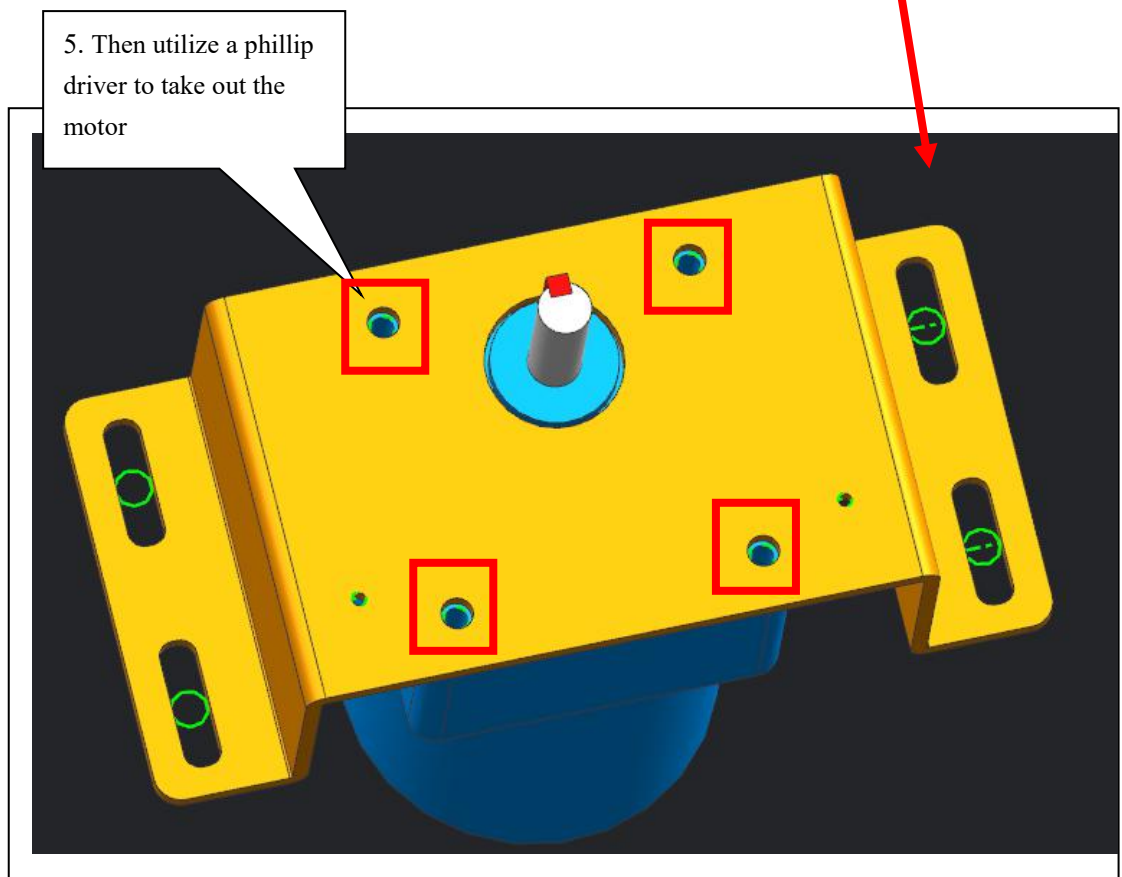
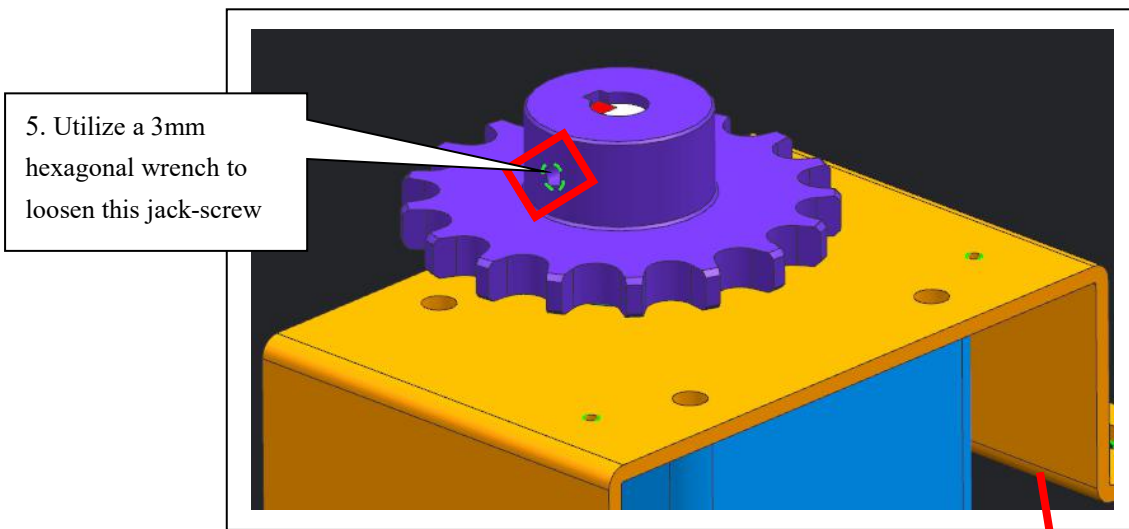


2. Utilize a 4mm hexagonal wrench to remove

1. Unplug the power supply connectors



4. Utilize a phillip driver to remove this cog-cover bracket



Reverse the previous steps to install the new motor.

Then we can affix the new nameplate.

Suitable for Indoor Use Only	
NAME: Sani Care GMP	MAX POWER: 750W
MODEL: C-613	MIN POWER: 18W
VOLTAGE: AC220V-240V~	FREQUENCY: 50/60Hz
S/N:	DATE:
Guangdong UNIS Technology Co.,Ltd.	

Please also switch the power cord accordingly to a 220v rated one.

